

ZL-1909 *Zwei L* Stainless Steel Knob

Features

- Superior "Zwei L Finish" - *Zwei L* represents the very pinnacle of ultra-premium Japanese hardware design. The contrasting bands of mirror finish and lustrous satin on a faceted profile give a jewel like finish that highlights and enhances any industrial design
- For use with wood or tempered glass

Material

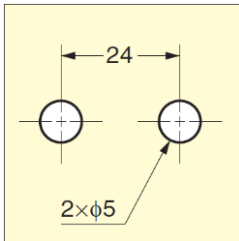
- Stainless steel 316, *Zwei L* finish

Parts Included

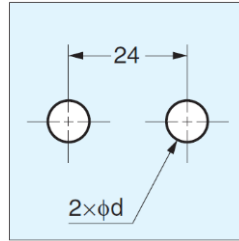
- For wooden doors (16 ~ 23 mm): Screw M4×28 (SUS)
- For glass doors (4, 5, 6 mm): Screw M4×16 (SUS)
- Gasket



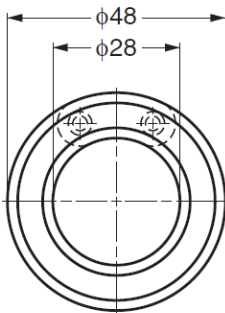
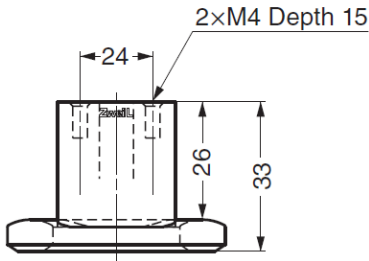
Cut Out Dimensions (For Wood)



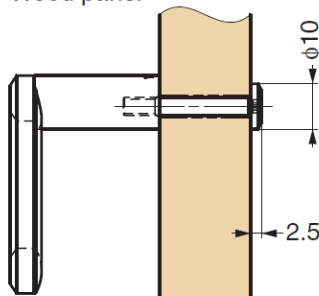
Cut Out Dimensions (For Glass)



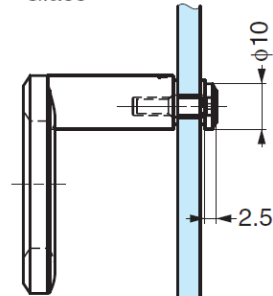
Thickness 4, 5: d=5
Thickness 6: d=6



Wood panel



Glass



Thickness 16 ~ 23

Thickness 4 ~ 6

Part No.

ZL-1909